

Dispatching Tender Drivers - SKY Dispatch

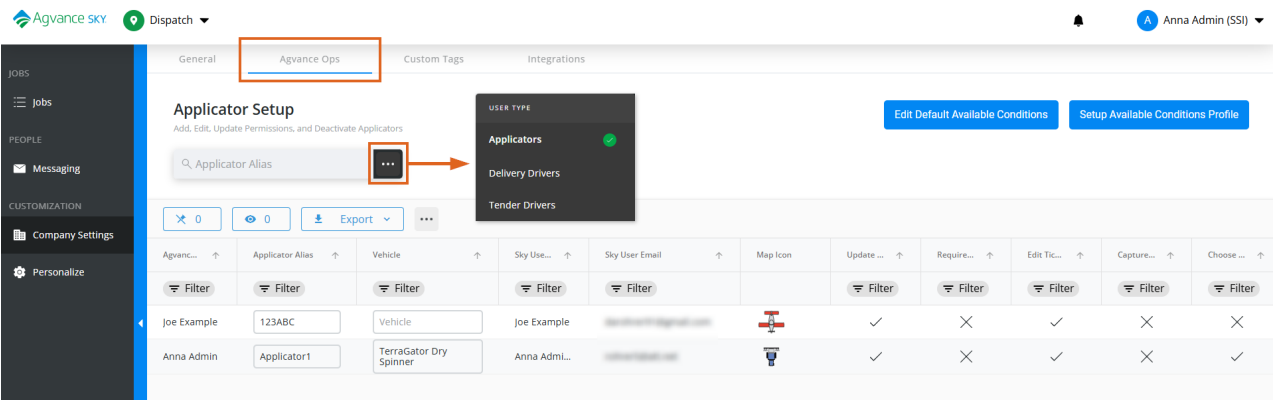
Last Modified on 01/19/2026 9:52 am CST

SKY Dispatch companies can schedule Tender Drivers either alongside the Applicator assignment or independently. In addition, a dedicated Tender Driver view is available in Agvance Ops, providing Tender Drivers with access to job and product information organized for tender workflow requirements.

Company Settings

Within *Company Settings*, the configuration for tender-related roles is found under the *Agvance Ops* tab.

Within *Applicator Setup*, select the **Ellipsis** menu to access the *User Type* options.



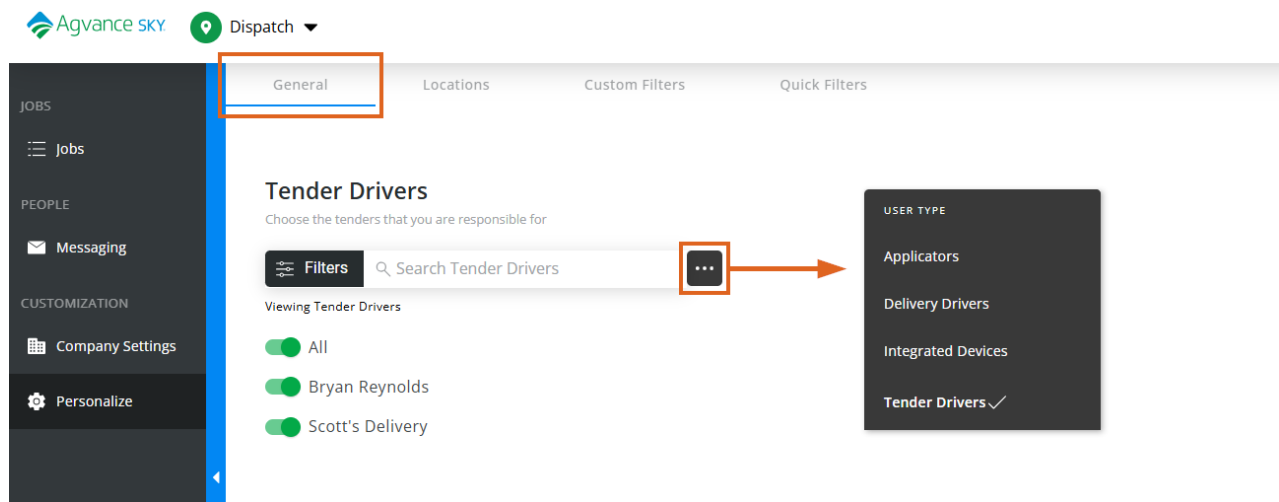
The available types include:

- Applicators
- Delivery Drivers
- Tender Drivers

Personalize

Tender Driver visibility and related settings are located within the *General* tab of *Personalize*.

Within the *Applicators* field, select the **Ellipsis** to open the *User Type* list.



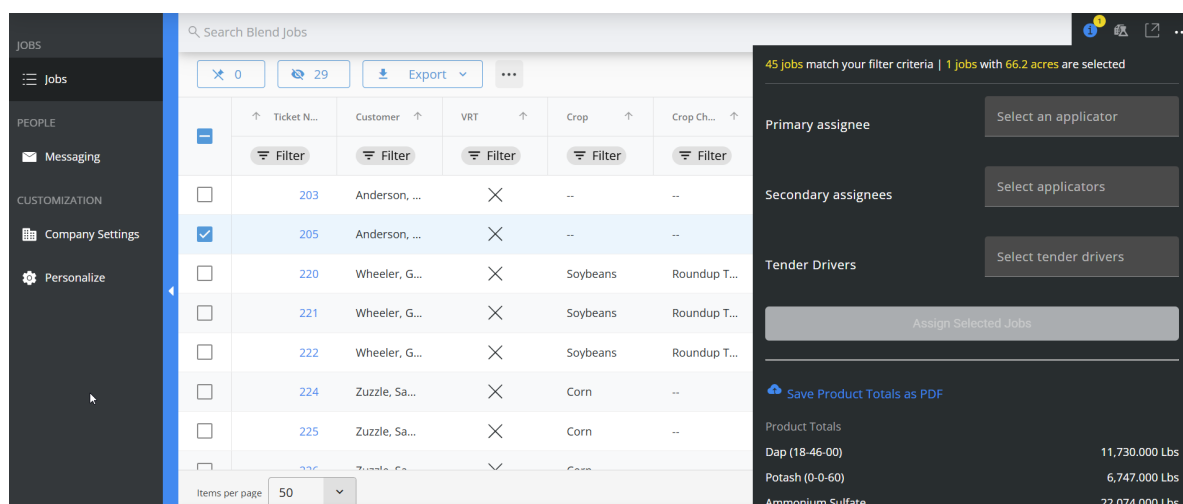
Available types include:

- Applicators
- Delivery Drivers
- Integrated Devices
- Tender Drivers

Tender Drivers must be enabled here to appear in assignment selections.

Toolbar Assignments

The toolbar allows for assignments to individual jobs or several jobs at once. When assigning to multiple jobs, all selected assignments, including the *Primary assignee* and *Tender Drivers*, are applied to each job unless an override message is displayed.



If a job already has an Applicator assigned, the following message will appear. Selecting **Assign Selected Jobs** will override any previous assignments.

These jobs already have an applicator assigned - this will override the previous assignments.

Assign Selected Jobs

Primary Assignee

When one or more jobs are selected, the assignment panel prompts for a *Primary assignee*.

A primary Applicator must be selected before tender assignment becomes available.

The screenshot displays the SKY Dispatch interface. On the left is a sidebar with navigation options: JOBS, PEOPLE, Messaging, CUSTOMIZATION, Company Settings, and Personalize. The main area shows a table of jobs with columns for Ticket N., Customer, VRT, Crop, and Crop Ch. Job 205 is selected. On the right, the assignment panel is open, showing options for Primary assignee, Secondary assignees, and Tender Drivers, along with an 'Assign Selected Jobs' button. Below these options is a 'Save Product Totals as PDF' link and a table of product totals.

Product Totals	
Dap (18-46-00)	11,730.000 Lbs
Potash (0-0-60)	6,747.000 Lbs
Ammonium Sulfate	22,074.000 Lbs

Tender Drivers

Once the *Primary assignee* is chosen, the *Select tender drivers* option is available. Selecting this opens a list of Tender Drivers configured for the SKY Dispatch company.

Tender Driver assignment depends on the following configuration:

- Tender Drivers are set up on the *Agvance Ops* tab under *Company Settings*.
- Tender Drivers are enabled on the *General* tab under *Personalize*.

Note: A SKY account cannot be assigned as both an Applicator and a Tender Driver on the same job.

Schedules

Selecting **Schedules** in SKY Dispatch shows jobs by Applicator with the ability to reorder and reassign jobs. Utilize the User Type drop-down to switch between Applicators and Tender Drivers.

Use the *Viewing* menu to switch between Blend and Delivery Tickets. Filter Applicators by using the *Filter*

Applicators field. Optionally select the *Condense Job Details* toggle to view less or more job information.

User Type
Applicators

Condense Job Details

Save Job Order

Filter Applicators

Today 12/2/25

123ABC
22 Assigned Acres
Select All Unassign All

House Place
Tester, Tommy
22 Acres

Applicator1
224.9 Assigned Acres
Select All Unassign All

Toms West of Home Field
Tester, Tommy
25 Acres

Barrys East of lane Anderson, Barry
33.7 Acres

Behind Fred Anderson's House
Anderson, Barry
66.2 Acres

Tom's South of Town Field
Tester, Tommy
100 Acres

User Type
Applicators

Applicators ✓

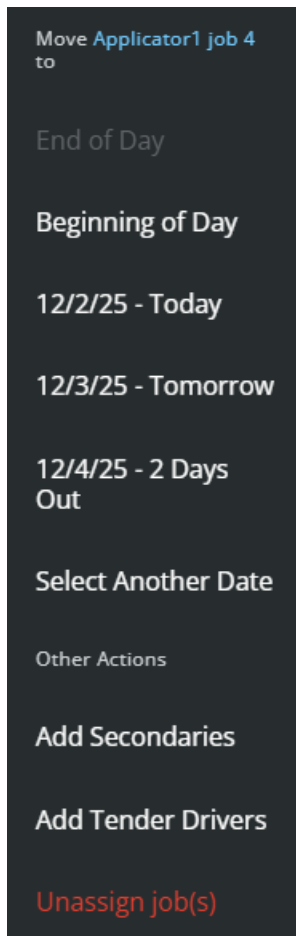
Tender Drivers

123ABC
22 Assigned Acres
Select All Unassign All

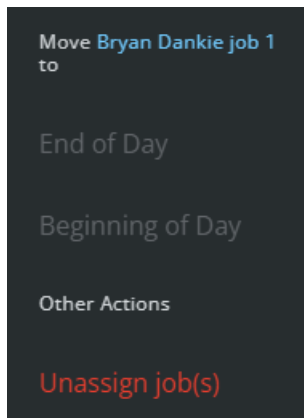
Applicator1
224.9 Assigned Acres
Select All Unassign All

The schedule may also display indicators that show tender assignment details or availability.

- Right-clicking jobs in *Applicators* opens a menu with options to move the job to *End of Day*, *Beginning of Day*, *Tomorrow*, *2 Days Out*, *Select Another Date*, *Add Secondaries*, *Add Tender Drivers*, or to *Unassign job(s)*.



- Right-clicking jobs in *Tender Drivers* opens a menu with options to move the job to *End of Day*, *Beginning of Day*, or to *Unassign job(s)*.



Note: Jobs *In Process* cannot be reassigned.