




Grower360 Grain Overview


Last Modified on 05/07/2025 3:25 pm CDT

The following can be viewed from the *Grain* menu:

 **Scale Tickets**
View delivered grain by scale tickets, commodity, or assembly sheets and generate an export.
[View Tickets](#)

 **Grain Offers**
View your open grain offers.
[View Offers](#)



 **Contracts**
View your contracts by disposition and sign contracts.
[View Contracts](#)

 **Settlement Checks**
View and download your settlement check information.
[View Checks](#)

- **Scale Tickets** – Delivered grain can be viewed by Scale Tickets, Commodity, or Assembly Sheets. Reports can be generated.
- **Grain Offers** – Open Grain Offers can be viewed and new Grain Offers can be created. This is only available when Barchart is set up.
- **Contracts** – Grain Contracts can be viewed by disposition and Contracts can be signed.
- **Settlement Checks** – Settlement Check information can be viewed and downloaded.

Grain contracts which are ready to sign are available under the *Contracts to Sign* section. Contract types available here include Purchase and Settlement Contracts. The Grower will receive a notification via email (if set up) or within Grower360 when a contract is ready to sign which will include a link to the contract.

Contracts to Sign

	1021	Commodity Soybeans	Contract Date 06/01/2023	Contract Units 850.000 Bu	Undelivered Units 850.000 Bu	Delivery Start 07/01/2023	Price \$3.87	Sign	...
	1019	Commodity Soybeans	Contract Date 06/30/2023	Contract Units 1,500.000 Bu	Undelivered Units 1,500.000 Bu	Delivery Start 07/01/2023	Price \$3.24	Sign	...

More information on applying seller signatures to Purchase Contracts can be found [here](#).

Creating Reports

When a report is toggled on *SKY Admin / Grower360 / Operations / Grain / Grain Reports*, the **Create Report** option is available in the upper-right hand corner of the *Grain* menu in Grower360.

Note: The Grain Bank Statement report is only available for STLM Grain companies.

Selecting **Create Report** displays the *Report Setup* window.

The desired report can be selected from the *Report Type* drop-down. Under *Report Criteria*, choose the appropriate *Farm*. A *Date Range* and *Report Style* must also be selected. Selecting **Run Report** opens the report in a new browser tab.

Report Setup

Report Type
Delivered Grain ▼

Report Criteria

Farm
All ▼

Date Range

Start



to

End



Report Style

☒ By Commodity

☐ By Farm

[Cancel](#) [Run Report](#)

Note: Pop-up blockers may need to be disabled for the Grower360 site in order to run a report.

The report can be downloaded or printed. If closing out of the report, it must be generated again in order to access it.