

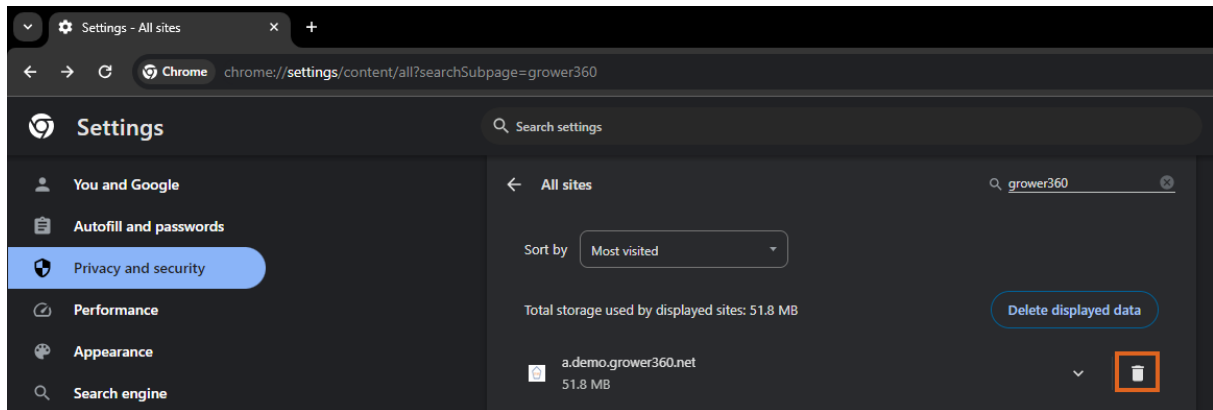
Grower360 Error Page

Last Modified on 02/16/2024 3:55 pm CST

Growers seeing an Error page with the broken tractor and Oops message will need to clear cookies for the Grower360 site to correct the error.

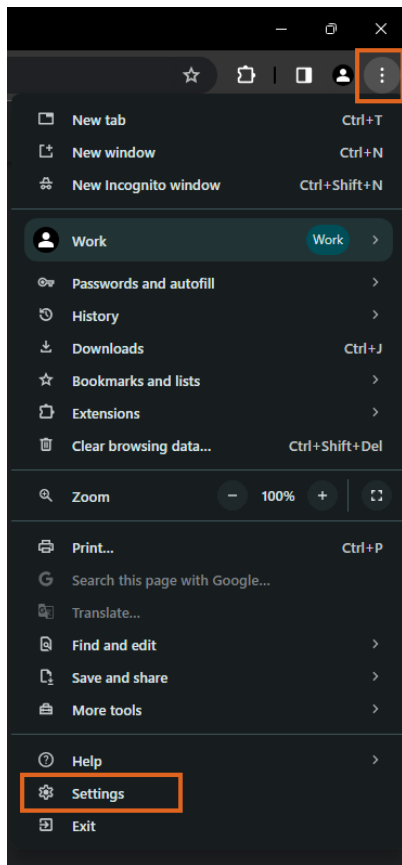
Option 1: Copy and Paste

1. Open a Chrome Browser tab.
2. Copy and paste the following into the URL bar: `chrome://settings/siteData?searchSubpage=grower360`
3. Select the **Trash Can** icon next to the Grower360 site name.

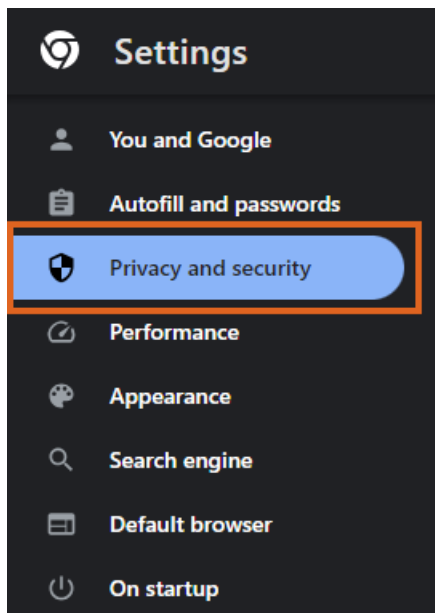


Option 2: Over-the-Phone Instructions

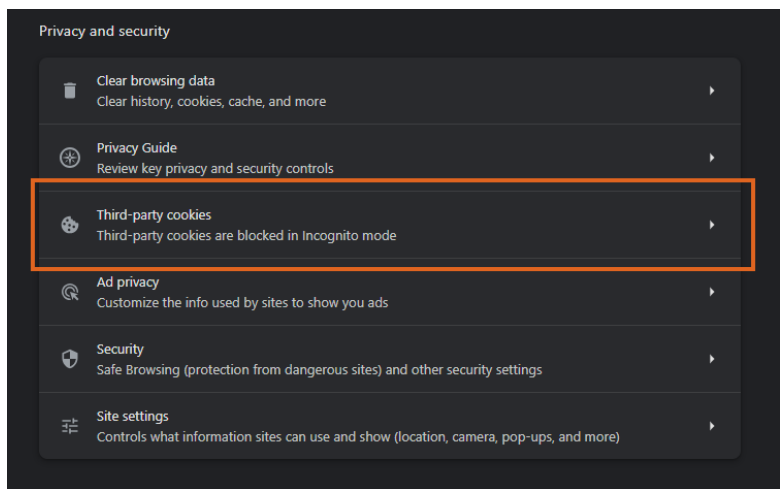
1. Open Google Chrome.
2. Go to *Settings*.



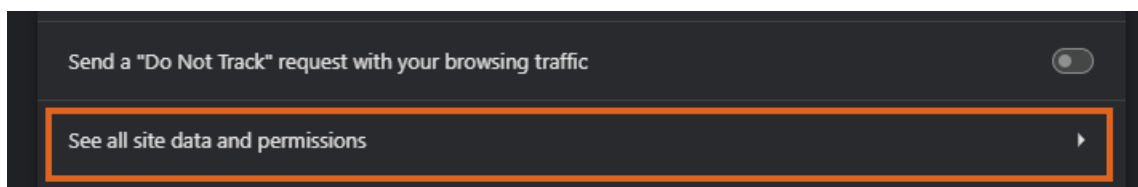
3. Select *Privacy and security* from the left navigation panel.



4. Choose *Third-party cookies*.



5. Scroll down and select *See all site data and permissions*.



6. In the *Search* field, key in *grower360* (all lowercase).

7. Choose the **Trash Can** icon.

