

Grower360 Fields - SKY Admin

Last Modified on 01/22/2025 3:51 pm CST

Manage Field Service Requests, FSA Data, and SKY Mapping settings by selecting **Setup** on the *Fields* card at SKY Admin / Grower360 / Operations.



Manage field service requests, FSA Data and SKY Mapping Settings.

[SETUP](#)

To see a video of Grower360 Setup in SKY Admin, see [here](#).

Fields

Selecting the *Service Requests* toggle on the *Fields* page allows Grower360 users to quickly request services, such as product application, for fields from within Grower360. More on Services Requests can be found on the *Field Service Requests* tab.

Fields

Services Requests

Allow Grower 360 users to request services for fields.

Service Requests

- Refer to [SKY Notifications](#) for more information on managing Subscriptions.
- Additionally, at least one SKY account must be set up to receive notifications from a Grower360 user in order for the *Request Services* option to display on a field from within Grower360.

FSA Data

Turn this toggle on to allow Growers to enter FSA data on Fields in Grower360.

FSA Data

Allow users to enter FSA data on fields in Grower 360

FSA Data

SKY Mapping Layer Settings

Turn toggles off or on to determine to indicate what Growers have access to in Grower360. If choosing to turn one of the toggles on for *As Applied Layer Settings*, *Soil Sample Layer Settings*, and/or *Harvest Layer Settings*, indicate visibility for the specific options that display.

SKY Mapping Layer Settings

As Applied Layer Settings

- As Applied

Attribute Visibility

- Speed
- Target Rate
- Actual Applied
- Elevation

Soil Sample Layer Settings

- Soil Sample

Nutrient Visibility

- pH
- N

Field Service Requests

The Services Requests feature allows Grower360 users to quickly request Field services such as product application. In order to receive notifications from Growers, Grower360 Admin must perform the following steps.

In Advance SKY, use the toggle found at *Admin / Grower360 / Fields* to turn on the *Service Requests* option.

Fields

Services Requests

Allow Grower 360 users to request services for fields.

- Service Requests

A SKY User must subscribe to receive Field service notifications. It is recommend at least one SKY User per

company be subscribed to ALL Customers to prevent the company from missing requests.

1. From the *User* drop-down, select *My SKY Account* and select **Manage** on the *Subscriptions* card.
2. Select **+ Add Rule** to set up Customer Parameters.
3. Specify *Salespeople*, *Location(s)*, and/or *Customer Classification(s)*.

Service Requests

Receive tasks to start orders when field services are requested from Grower360

No rules setup for this type. Setup a rule to start receiving notifications

Customer Parameters

Subscribe to All

Salespeople

Multiple selections activates rule if any selection matches

Location(s)

Multiple selections activates rule if any selection matches

Customer Classification(s)

Multiple selections activates rule if any selection matches

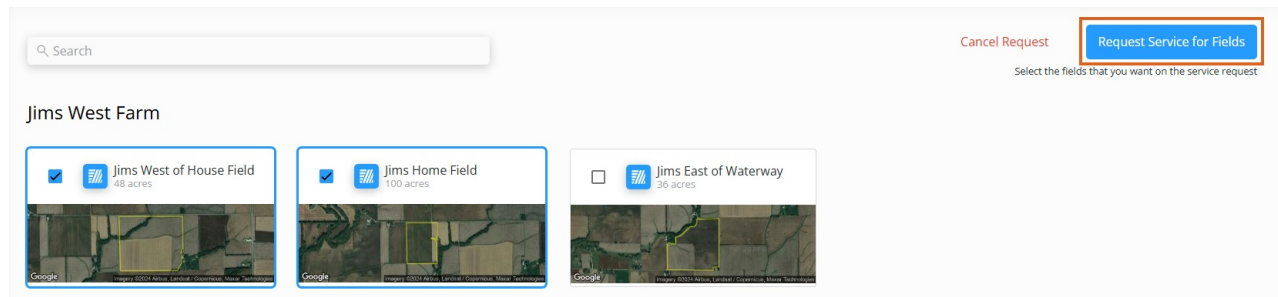
Discard Rule

Save Rule

- The *Salesperson* defaults as the Salesperson selected on the User profile in SKY Admin.
 - Customers with the selected *Location(s)* set as the default on their profile are included.
 - Any Customers who are members of the *Agvance Customer Classification(s)* selected will be included.
4. Select **Save Rule** when finished.

Grower Functionality

Selecting **Request Service** from the *Fields* page of the Grower360 account allows the Grower to select the Fields to include in the service request.



Once all the desired Fields are selected, selecting the **Request Service for Fields** button displays a *Request Service* window. Here, an *Application Type* must be selected as well as a *Crop*. Optional information such as *Window of Application*, which displays in *Days*, and any necessary *Comments* can be added.

Request Service

Application Type *
Dry Fertilizer



Crop *
Corn
4 / 30

Window of Application
Optional Days

Comments
0 / 250

[Cancel](#) [Make Request](#)

Selecting the **Make Request** button sends the service request to the SKY Account. Choose the **Expand** icon to view more information related to the service request, **View Customer** to navigate to that Customer in SKY Customer, or **Mark Resolved** to indicate the request has been completed. Enter *Comments* indicating how the request was resolved. These comments can be referenced in the task list.

 Tommy Tester requested Dry Fertilizer application 

Requested By
Tommy Tester

Customer
Tommy Tester

Field(s)
Jims West of House Field

Crop
Corn

Application Window
--

[View Customer](#) | [Mark Resolved](#)