

# Blends - SKY Order

Last Modified on 06/24/2024 1:23 pm CDT

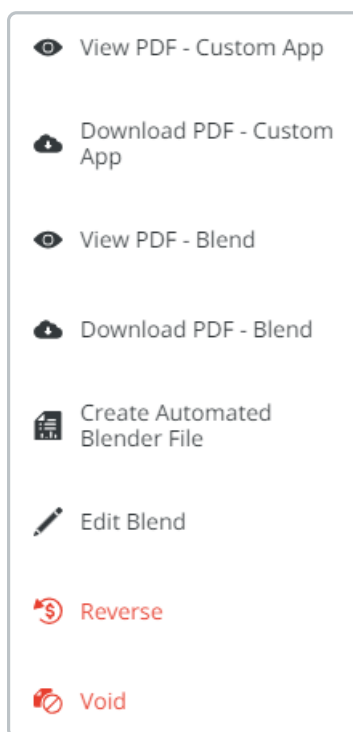
## Overview

Use the *Search* field to search for Blends by *Ticket #*, *Date*, *Customer*, *Location*, and *Field*.

**Note:** Blends must be enabled in [SKY Admin](#) before they can be viewed in SKY Order.

Select the **Ellipsis** icon to *View PDF - Custom App*, *Download PDF - Custom App*, *View PDF - Blend*, *Download PDF - Blend*, *Create Automated Blender File*, *Edit Blend*, *Reverse*, or *Void*.

**Note:** Only unprocessed (not invoiced), not loaded Blends can be edited.



## Add a Blend

Blends can be added by selecting the **+ Add Order** icon at the bottom right corner of the page then choosing **+ New as Agronomy Order**.

### Step 1: Order Details

1. Optionally select a template from the *Template* drop-down. Use the *Template Location* drop-down to filter by that specific Location.
2. Select *Blend* from the *Order Type* drop-down and choose a Location for the Blend. The *Salesperson* defaults as the Salesperson selected on the User profile in SKY Admin but can be adjusted.

**Template Selection**

Template Location  Template

---

**Order Details**

Order Type \*  Locations \*  Salesperson

---

**Blend Details**

Blend Name \*  Crop  Crop Chemistry

8 / 80

Blend Comments

0 / 255

3. Enter the *Blend Name*.
4. Under *Application Details*, select the *Placement* from the drop-down menu. Optionally select the *Custom Applied* or *VRT* options. Add any *Application Details* and select *Target Pests* from the drop-down menu. When a *Target Pest* is selected, it appears as a label above the drop-down menu and can be removed by selecting the **X** beside the label.

**Application Details**

Placement   Custom Applied  VRT

Application Details

0 / 255

Aphids

Target Pests

5. Choose the *Product Set*. The *Price By* defaults to *Products* but can be adjusted.

**Basic Product Details**

Product Set \*  Price By

6. In the *Dispatch Details* section, select the date *Requested* and a *Priority* if applicable. Optionally add any *Additional Comments* or *Billing Notes* needed. Select the *Ready* checkbox if this Blend is ready for processing.

**Dispatch Details**

Requested Date   Priority   Ready

---

Additional Comments

0 / 240

---





Billing Notes

0 / 80



7. Select **Next Step** or the next step in the process list.

## Step 2: Fields

1. Select the Field(s) for the Blend by using the *Search Fields* area. Selecting a Field adds the customer to the *Selected Field* area. The customer information on the Field split displays below the Field. If multiple fields are selected, a Blend Ticket is saved separately for each field.

 Field Behind Fred Anderson's House	Amount <input type="text" value="97.98"/>	Acres	<a href="#">View Splits</a>	
 Field Barrys East of lane	Amount <input type="text" value="33.71"/>	Acres	<a href="#">View Splits</a>	
<b>Total</b>	131.69	Unit of Measure <input type="text" value="Acres"/>		

**Note:** An icon will display if the Field is in the Classification selected in the *Field Classification Within 500 Ft of School field at Hub / Setup / Preferences* on the *Field* tab. A message will display upon saving to **Acknowledge and Save Blend**.

 Field Barrys East of lane	
Amount <input type="text" value="65.59"/>	Unit of Measure <input type="text"/>
<div style="background-color: #444; color: white; padding: 5px;">           This field is located within 500 feet of a school zone. Restricted Use Products may not be applied during school hours.         </div>	

2. Adjust the area and/or *Unit of Measure* if needed.

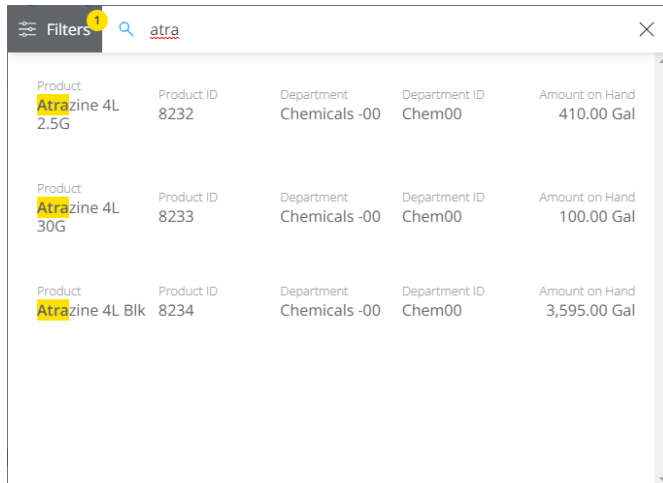
**Note:** Changing the *Unit of Measure* will change the unit for all Fields on the Blend but will not convert the *Amount*.

3. To remove the Field, select the **Trash Can** icon. Use the *Search Fields* area to search for and select a new Field(s) for the Blend.
4. When satisfied with the field selection, select **Next Step** or choose the next step in the process list.

## Step 3: Products

**Note:** If a Template was selected in Step 1, any Products/Formulations from that Template will be included here.

1. To add a product, begin typing a product name in the *Search Products* field and select the desired product(s).  
Choose **Filters** to search for Products in a specific department.



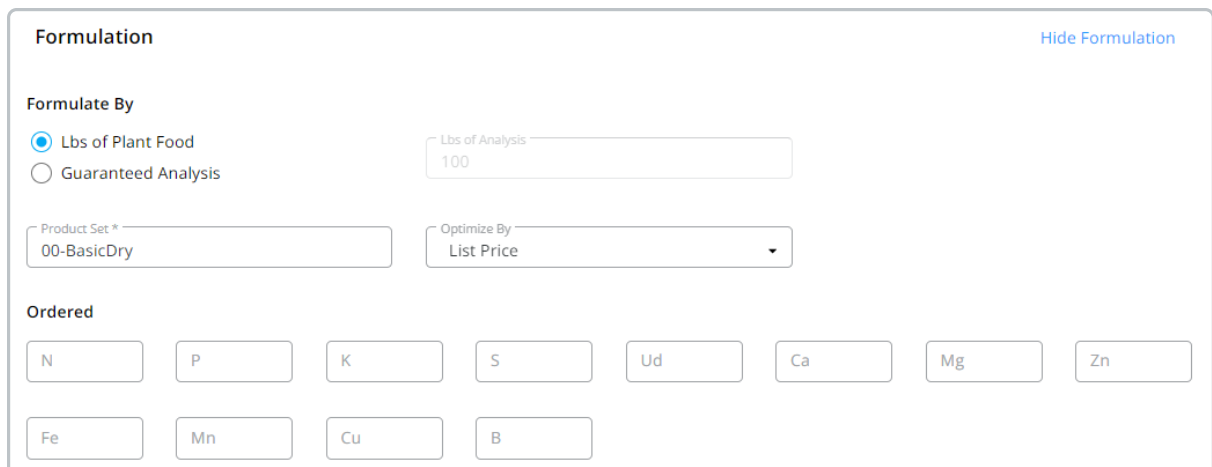
The screenshot shows a 'Filters' search window with a search bar containing 'atrazine'. Below the search bar, there is a table with the following data:

Product	Product ID	Department	Department ID	Amount on Hand
Atrazine 4L 2.5G	8232	Chemicals -00	Chem00	410.00 Gal
Atrazine 4L 30G	8233	Chemicals -00	Chem00	100.00 Gal
Atrazine 4L Blk	8234	Chemicals -00	Chem00	3,595.00 Gal

2. The *Product ID*, *Department*, *Department ID*, and *Amount on Hand* information for each product is displayed.

OR

1. Indicate if formulating by *Lbs of Plant Food* or *Guaranteed Analysis*. If choosing *Guaranteed Analysis*, enter the *Lbs of Analysis*.
2. Select the appropriate *Product Set* and *Optimize By* options.
3. Enter requested nutrients in the *Ordered* area.



The screenshot shows the 'Formulation' configuration panel with the following settings:

- Formulate By:**  Lbs of Plant Food,  Guaranteed Analysis. The 'Lbs of Analysis' field is set to 100.
- Product Set \*:** 00-BasicDry
- Optimize By:** List Price
- Ordered:** A grid of input fields for nutrients: N, P, K, S, Ud, Ca, Mg, Zn, Fe, Mn, Cu, B.

4. Select **Formulate**.
5. Review the *Calculated Analysis*.

Blended							
N	P	K	S	Ud	Ca	Mg	Zn
10.000	10.000	10.000	0.000	0.000	0.000	0.000	0.000
Fe	Mn	Cu	B				
0.000	0.000	0.000	0.000				
Guaranteed							
N	P	K	S	Ud	Ca	Mg	Zn
19.370	19.370	19.370	0.000	0.000	0.000	0.000	0.000
Fe	Mn	Cu	B				
0.000	0.000	0.000	0.000				

6. To recalculate the Blend accommodating for water, filler, or carriers, choose an *Adjust By* option which is based on the Product Set selected for the Blend. Enter the *Amount* and then select **Recalculate** to update the Blend. Use the *Carrier* checkbox to identify which Product is the carrier.

Adjust Filler to CuFt/Acre

Adjust Filler to Lbs/Acre

Adjust Filler to Total CuFt

Adjust Filler to Total Lbs

Adjust By

Amount  
0

Recalculate

Hide totals

Density 61.960	% Water 0.000	% Clay 0.000	CuFt/Acre 0.833	Total CuFt 109.698
Lbs/Acre 51.639	Total Lbs 6,790.000			

**Note:** Products that are a part of a Technology Group will display the customer's license number if applicable. If the customer(s) on the order do not have a tech license and the *Invoice Check Method* is set to *Warn Only* on the Tech Group at *Hub / Setup / Company Preferences / Product*, a message will display below the product stating *A tech license is recommended to continue the order with this product but will allow the Blend to be saved.* If set to *Restrict Sale*, a message will display below the product stating *A tech license is required to continue the order with this product* and will prevent moving on to the next step/saving the Blend.

7. The *Rate/Acre* (*Rate/Ton*, *Rate/Hect*, etc.), *Total Product*, or *Blended* amounts can be set on each product line.
8. The *Exclude from Mix File* option can be selected for products that should not be sent to the automated blender. If the *VRT* checkbox was selected in the *Order Details* section, the *Mix Group* can be edited to indicate what should and should not be blended together.
9. On the product lines, a Federally Restricted icon is displayed beside the *Product Name*. When this icon is displayed, a Permit must be selected from the *Permits* area.
10. The following pricing options must be selected and set for each customer, allowing customers on the split to be priced independently. Choose **View Split** to make these selections for each product. For Blends with multiple Fields selected, customers will be grouped by Field.
  - **Use Price Levels** – This adds the default price in the *Price \$* field. If multiple *Price Levels* are available, they can be chosen by selecting the down-arrow in the *Price \$* field. If this option is selected and there are no *Price Levels* established, a *Price \$* must be manually entered in order to complete the order.
  - **Custom Price** – This changes the price to 0 and a custom price can be entered in the *Price \$* field.
11. Under *Price Options*, indicate the *Fert \$/Acres* and *Lock Prices* options. If multiple customers exist, an option to *Apply Pricing to All Customers* is available.

- Enter the *Fert \$/Acres* and select **Recalculate**.
  - Choose one of the following *Lock Prices* options:
    - **Quoted** – Quoting a Blend will carry the pricing from the Blend to the Invoice.
    - **Do Not Lock** – Select this to allow prices to be manually selected on the Booking or Invoice when the Blend is imported into either transaction.
12. Selecting the **Trash Can** icon on the right of the product row removes that product from the selected products.
  13. Selecting **Next Step** advances to the *Review Order* step. The next step in the process list can also be selected to advance once all required information is entered.

## Step 4: Review Order

1. Review all the details of the Blend.
2. Make corrections by selecting **Previous Step** to navigate to the previous step or select the stage from the process list.
3. Optionally select the *Create Automated Blender File* checkbox.
4. When satisfied with the Blend details, select **Save**.

### Blend Information

Location SSI Farm Services - IL	Salesperson --	
Blend Name Dry Fert	Crop Corn	Crop Chemistry --
Blend Comments --		
Placement Broadcast	Custom Applied No	VRT No
Application Details --		
Target Pests Aphids		
Product Set 00-BasicDry	Price By Products	
Requested Date --	Priority Medium	Ready Yes
Additional Comments --		

Splits		Blend Area	Price (\$ per Acre)
Field	Behind Fred Anderson's House	97.98 Acres	\$15.53
Customer	Barry Anderson	Price (\$ per Acre)	Customer Total
		\$9.75	\$955.02
Customer	Bob Cowgill	Price (\$ per Acre)	Customer Total
		\$5.79	\$566.87
Field	Barrys East of lane	33.71 Acres	Price (\$ per Acre)
			\$15.57
Customer	Barry Anderson	Price (\$ per Acre)	Customer Total
		\$15.57	\$524.99

Products		Rate	Total Quantity
Product Name	Urea (46-0-0)	13.233 Lbs / Acre	1,740.000 Lbs
Carrier	No	Exclude from Mix File	Mix Group
	No	No	1
Field	Behind Fred Anderson's Hou...	Field Quantity	
		1300.00 Lbs	
Customer	Barry Anderson	Split	Price
		50.0000%	Customer Total
			Customer Quantity
			\$596.01 / Tons
			\$193.70
			650.000 Lbs
Customer	Bob Cowgill	Split	Price
		50.0000%	Customer Total
			Customer Quantity
			\$600.00 / Tons
			\$195.00
			650.000 Lbs
Field	Barrys East of lane	Field Quantity	
		450.00 Lbs	
Customer	Barry Anderson	Split	Price
		100.0000%	Customer Total
			Customer Quantity
			\$600.00 / Tons
			\$135.00
			450.000 Lbs
Product Name	Dap (18-46-00)	Rate	Total Quantity
		21.739 Lbs / Acre	2,860.000 Lbs
Carrier	No	Exclude from Mix File	Mix Group
	No	No	1
Field	Behind Fred Anderson's Hou...	Field Quantity	
		2130.00 Lbs	
Customer	Barry Anderson	Split	Price
		50.0000%	Customer Total
			Customer Quantity
			\$408.64 / Tons
			\$217.60
			1,065.000 Lbs
Customer	Bob Cowgill	Split	Price
		50.0000%	Customer Total
			Customer Quantity
			\$411.37 / Tons
			\$219.05
			1,065.000 Lbs
Field	Barrys East of lane	Field Quantity	
		730.00 Lbs	
Customer	Barry Anderson	Split	Price
		100.0000%	Customer Total
			Customer Quantity
			\$411.37 / Tons
			\$150.15
			730.000 Lbs

Price by Products	
Analysis	13-13-13
Price Options	
Field	Behind Fred Anderson's House
Customer	Barry Anderson
	Fert \$ / Acres
	\$445.00
	Lock Prices
	Quoted
Customer	Bob Cowgill
	Fert \$ / Acres
	\$447.98
	Lock Prices
	Do Not Lock
Field	Barrys East of lane
Customer	Barry Anderson
	Fert \$ / Acres
	\$447.98
	Lock Prices
	Do Not Lock
Billing Notes	--
<input type="checkbox"/> Create Automated Blender File	

5. If multiple fields are selected, a Blend Ticket is saved separately for each field.



## Saving Blends

### BA-01 | Behind Fred Anderson's House

- ✔ Permit checking complete.
- ⌚ Credit checking for Barry Anderson in progress.
- ⌚ Credit checking for Bob Cowgill in progress.
- ⌚ Saving Blend for Behind Fred Anderson's House.

### Long | Barrys East of lane

- ⌚ Permit checking in progress.
- ⌚ Credit checking for Barry Anderson in progress.
- ⌚ Saving Blend for Barrys East of lane.

Close

6. If the Field is in the Classification selected in the *Field Classification Within 500 Ft of School* field at *Hub / Setup / Preferences* on the *Field* tab, a message will display upon saving to **Acknowledge and Save Blend**.

Warning: Restricted Use Products

One or more fields used on this Blend are located within 500 feet of a school zone. Restricted Use Products may not be applied during school hours.

[Cancel](#) [Acknowledge and Save Blend](#)

## Edit a Blend

To edit a Blend, select the **Ellipsis** and choose *Edit Blend*.

**Note:** Only unprocessed (not invoiced), not loaded Blends can be edited.

1. Under *Order Details*, update any information except for the Location.

### Order Details

Locations  
SSI Farm Services - IL

Salesperson  
--

### Blend Details

Blend Name \*  
Dry Fert

Crop  
Corn

Crop Chemistry  
--

8 / 80

Blend Comments

0 / 255

### Application Details

Placement  
--

Custom Applied       VRT

Application Details

0 / 255

Target Pests

The following are available for editing in this section:

- Salesperson
- Blend Name
- Crop
- Crop Chemistry
- Blend Comments
- Placement
- Custom Applied/VRT
- Application Details comments
- Target Pests
- Product Set
- Price By
- Requested Date
- Priority
- Ready checkbox (for Dispatch)
- Additional Comments
- Billing Notes

2. Under the *Fields* section, the Field selected cannot be changed but the *Area* and *Unit of Measure* can be edited.

### Fields

Field: Behind Fred Anderson's House

Area (Acres): 97.98

Unit of Measure: Acres

Price (\$ per Acres): \$15.57 [Hide Splits](#)

Customer	S1	Pest	Spread	Lock Prices	Customer Share
Barry Anderson	50.000%	60.000%	100.000%	List	\$958.79
Bob Cowgill	50.000%	40.000%	0.000%	List	\$566.87

Total Price For Ticket: \$1,525.65

3. In the *Products* section, add/remove products manually or via formulation.

### Products

Search Products

**Formulation** [Hide Formulation](#)

**Formulate By**

Lbs of Plant Food  Guaranteed Analysis

Lbs of Analysis: 100

Product Set\*: 00-BasicDry

Optimize By: List Price

**Ordered**

N P K S Ud Ca Mg Zn

Fe Mn Cu B

**Blended**

N	P	K	S	Ud	Ca	Mg	Zn
10.000	10.000	10.000	0.000	0.000	0.000	0.000	0.000

The following are available for editing in this section:

- Formulate By
- Lbs of Analysis  
(if *Guaranteed Analysis* is selected)
- All quantities
- Pricing
- Carrier
- Exclude from Mix File
- Permits
- Adjust by
- Lock Price options
- Fert \$/UOM
- Apply Pricing options
- Create Automated Blender File

4. Once all edits are complete, select **Save Blend**.