

Finishing Touches

Last Modified on 08/04/2023 3:07 pm CDT

Standard Imprint Colors

Standard Colors at 100%

Process Blue
Reflex Blue
Green - PMS 348
Green - PMS 355
Brown - PMS 464
Brown - PMS 469
Maroon - PMS 201
Red - PMS 185
Yellow - PMS 123
Orange - PMS 164
Black

Standard Dark Screens

Process Blue
Reflex Blue
Green - PMS 348
Green - PMS 355
Brown - PMS 464
Brown - PMS 469
Maroon - PMS 201
Red - PMS 185
Yellow - PMS 123
Orange - PMS 164
Black

Standard Light Screens

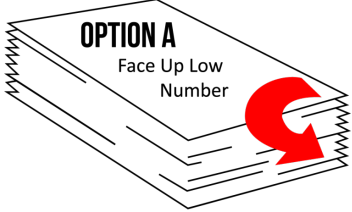
Process Blue
Reflex Blue
Green - PMS 348
Green - PMS 355
Brown - PMS 464
Brown - PMS 469
Maroon - PMS 201
Red - PMS 185
Yellow - PMS 123
Orange - PMS 164
Black

Standard Typestyles

TA	ALGERIAN	T71	Brush Script
TB1	Arial	T72	Brush Script Bold Italic
TB2	Arial Bold	TG1	Georgia
TB3	Arial Italic	TG2	Georgia
TB4	Arial Bold Italic	TG3	Georgia Italic
TC1	AvanteGarde	TG4	Georgia Bold Italic
TC2	AvanteGarde Bold	TH1	Haettenschweiler
TC3	AvanteGarde Italic	TH2	Haettenschweiler Italic
TC4	AvanteGarde Bold Italic	TI1	Tahoma
TD1	Bookman	TI2	Tahoma Italic
TD2	Bookman Bold	TI3	Tahoma Bold
TD3	Bookman Italic	TI4	Tahoma Bold Italic
TD4	Bookman Bold Italic	TJ1	Verdana
TE1	Broadway	TJ2	Verdana Bold
TE2	Broadway Italic	TJ3	Verdana Bold Italic

Collation Choices

To determine the collation option needed, mark a sheet of paper on one side. Load the sheet into the printer with the marked side up and print a test page. If the paper is printed on the reverse side of the mark, request reverse numbering when placing an order.

			
<p>Standard ascending printer pulls from top, face up in tray, lowest number on top.</p>	<p>Reverse ascending printer pulls from top, face down in tray, lowest number on top.</p>	<p>Standard descending printer pulls from bottom, face up in tray, highest number on top.</p>	<p>Reverse descending printer pulls from bottom, face down in tray, highest number on top.</p>

Artwork Options

Artwork can be added at no additional cost. Camera-ready black & white or color separated art is accepted. The preferred file format is EPS or TIF with a resolution of 400 dpi or higher. Other artwork, formats, and resolutions are accepted, however, additional processing time will be required.

Phantom Images are available at no additional cost. A Phantom Image is an image of the company logo or artwork printed in the body of the form, light enough for a computer printer to print legibly over the top.

Stock Artwork




EQ - 1



EQ - 2



EQ - 3



EQ - 4



EQ - 5



EQ - 6



EQ - 7



EQ - 8



EQ - 9



EQ - 10



EQ - 11



EQ - 12



EQ - 13



EQ - 14



EQ - 15



EQ - 16




EQ - 17



EQ - 18



EQ - 19



EQ - 20



EQ - 21



EQ - 22



FA - 23



FA - 24



FA - 25



FA - 26



FA - 27



FA - 28



FA - 29



FA - 30



FA - 31



FA - 32



FA - 33



FA - 34



FA - 35



FA - 36



FA - 37




FA - 38



FA - 39



FA - 40



FA - 41



FA - 42



FA - 43



FA-44



FA - 45



FA - 46



FA - 47



FA - 48